





Apraava Energy

Jhajjar Power Limited

Bio-medical Waste Generation Data - 2022

 Colour Code →	 Yellow	 Red	 White	Total Weight
Waste Category →	V & VI	VII	IV	--
Month ↓				
January	1.29	0.96	0.15	2.40
February				0.00
March				0.00
April				0.00
May				0.00
June				0.00
July				0.00
August				0.00
September				0.00
October				0.00
November				0.00
December				0.00
Total Generation - 2022 (YTD)	1.29	0.96	0.15	2.40
Monthly Average - 2022(YTD)	1.29	0.96	0.15	0.20

Note: 1. This data is displayed in the Website as per the Statutory Requirement under the Bio-Medical Waste Management Rules, 2016.

2. All the Bio-Medical Waste generated are disposed off to authorised Bio-Medical Waste Management agency as per Bio-Medical Waste Management Rules, 2016.

3. All the figures in the table are in kg.