





Jhajjar Power Limited

Bio-medical Waste Generation Data - 2021

 Colour Code →	 Yellow	 Red	 White	Total Weight
Waste Category →	V & VI	VII	IV	--
Month ↓				
January	0.88	0.70	0.00	1.58
February	1.44	1.13	0.59	3.15
March	1.25	0.99	0.03	2.27
April	1.16	0.64	0.52	2.32
May	1.32	1.07	0.44	2.83
June	1.36	1.22	0.22	2.79
July	1.11	0.91	0.52	2.54
August				
September				
October				
November				
December				
Total Generation - 2021 (YTD)	8.51	6.64	2.32	17.47
Monthly Average - 2021(YTD)	1.22	0.95	0.33	2.50

Note: 1. This data is displayed in the Website as per the Statutory Requirement under the Bio-Medical Waste Management Rules, 2016.

2. All the Bio-Medical Waste generated are disposed off to authorised Bio-Medical Waste Management agency as per Bio-Medical Waste Management Rules, 2016.

3. All the figures in the table are in kg.